

**PRECAUTIONARY STATEMENTS
HAZARDS TO HUMANS AND DOMESTIC ANIMALS
DANGER/PELIGRO**

Corrosive. Causes irreversible eye damage. Harmful if swallowed. Do not get in eyes or on clothing.

PERSONAL PROTECTIVE EQUIPMENT (PPE):

Some materials that are chemical-resistant to this product are made of waterproof material. If you want more options, follow the instructions for category A on an EPA chemical-resistance category selection chart.

All mixers, loaders, applicators and other handlers must wear:

- long-sleeved shirt and long pants
- shoes and socks, plus
- chemical-resistant gloves, when applying with any handheld nozzle or equipment, mixing or loading, cleaning up spills or equipment, or otherwise exposed to the concentrate
- chemical-resistant apron when mixing or loading, cleaning up spills or equipment, or otherwise exposed to the concentrate
- protective eyewear

See engineering controls for additional requirements.

Follow manufacturer's instructions for cleaning/maintaining PPE. If no such instructions for washables exist, use detergent and hot water. Keep and wash PPE separately from other laundry.

Engineering Control Statement:

When handlers use closed systems or enclosed cabs in a manner that meets the requirements listed in the Worker Protection Standard (WPS) for agricultural pesticides [40 CFR 170.240(d)(4-6)], the handler PPE may be reduced or modified as specified in the WPS.

USER SAFETY RECOMMENDATIONS

Users should:

- Wash hands before eating, drinking, chewing gum, using tobacco or using the toilet.
- Remove clothing/PPE immediately if pesticide gets inside. Then wash thoroughly and put on clean clothing. If pesticide gets on skin, wash immediately with soap and water.
- Remove PPE immediately after handling this product. Wash the outside of gloves before removing. As soon as possible, wash thoroughly and change into clean clothing.

ENVIRONMENTAL HAZARDS

This product may be toxic to fish and aquatic invertebrates. Do not apply directly to water, or to areas where surface water is present or to intertidal areas below the mean high water mark. Drift or runoff may be hazardous to aquatic organisms in water adjacent to treated areas. Do not contaminate water when disposing of equipment wash waters or rinsate.

This chemical has properties and characteristics associated with chemicals detected in groundwater. The use of this product in areas where soils are permeable, particularly where the water table is shallow, may result in groundwater contamination. Application around a cistern or well may result in contamination of drinking water or groundwater.

STORAGE AND DISPOSAL

Do not contaminate water, food or feed by storage or disposal.

PESTICIDE STORAGE: Always store pesticides in a secured warehouse or storage building. Do not store near open containers of herbicides and other pesticides, fertilizer and seed. Store at temperatures above 25°F. Protect product from freezing. If allowed to freeze, remix well before using. This does not alter this product. Containers should be opened in well-ventilated areas. Keep container tightly sealed when not in use. Do not stack cardboard cases more than two pallets high. Do not store near open containers of fertilizer, seed or other pesticides.

PRODUCT DISPOSAL: Pesticide wastes are acutely hazardous. If container is damaged or if pesticide has leaked, contain all spillage. Absorb and clean up all spilled material with granules or sand. Place in a closed, labeled container for proper disposal. Improper disposal of excess pesticide, spray mixtures, or rinsate is a violation of Federal law and may contaminate groundwater. If these wastes cannot be disposed of by use according to label instructions, contact your State Pesticide or Environmental Control Agency, or the Hazardous Waste representative at the nearest EPA Regional Office for guidance.

CONTAINER DISPOSAL: Use label language appropriate for container size and type.

Nonrefillable Containers 5 Gallons or Less: Nonrefillable container. Do not reuse or refill this container. Offer for recycling if available. Triple rinse container (or equivalent) promptly after emptying. **Triple rinse as follows:** Empty the remaining contents into application equipment or a mix tank and drain for 10 seconds after the flow begins to drip. Fill the container 1/4 full with water and recap. Shake for 10 seconds. Pour rinsate into application equipment or a mix tank or store rinsate for later use or disposal. Drain for 10 seconds after the flow begins to drip. Repeat this procedure two more times. Then offer for recycling or reconditioning, or puncture and dispose of in a sanitary landfill, or by other procedures approved by State and local authorities. Plastic containers are also disposable by incineration, or, if allowed by State and local authorities, by burning. If burned stay out of smoke.

Nonrefillable containers larger than 5 gallons: Nonrefillable container. Do not reuse or refill this container. Offer for recycling if available. If recycling or reconditioning not available, puncture and dispose of in a sanitary landfill, or by other procedures approved by State and local authorities. Plastic containers are also disposable by incineration, or, if allowed by State and local authorities, by burning. If burned stay out of smoke. Triple rinse or pressure rinse container (or equivalent) promptly after emptying. **Triple rinse as follows:** Empty the remaining contents into application equipment or a mix tank. Fill the container 1/4 full with water. Replace and tighten closures. Tip container on its side and roll it back and forth, ensuring at least one complete revolution, for 30 seconds. Stand the container on its end and tip it back and forth several times. Turn the container over onto its other end and tip it back and forth several times. Empty the rinsate into application equipment or a mix tank or store rinsate for later use or disposal. Repeat this procedure two more times. **Pressure rinse as follows:** Empty the remaining contents into application equipment or a mix tank and continue to drain for 10 seconds after the flow begins to drip. Hold container upside down over application equipment or mix tank or collect rinsate for later use or disposal. Insert pressure rinsing nozzle in the side of the container, and rinse at about 40 psi for at least 30 seconds. Drain for 10 seconds after the flow begins to drip.

Refillable containers larger than 5 gallons: Refillable container. Refill this container with pesticide only. Do not reuse this container for any other purpose. Cleaning the container before final disposal is the responsibility of the person disposing of the container. Cleaning before refilling is the responsibility of the refiller. To clean the container before final disposal, empty the remaining contents from this container into application equipment or a mix tank. Fill the container about 10% full with water. Agitate vigorously or recirculate water with the pump for two minutes. Pour or pump rinsate into application equipment or rinsate collection system. Repeat this rinsing procedure two more times.

DIRECTIONS FOR USE

It is a violation of Federal law to use this product in a manner inconsistent with its labeling. READ ENTIRE LABEL BEFORE USING THIS PRODUCT. USE STRICTLY IN ACCORDANCE WITH LABEL PRECAUTIONARY STATEMENTS AND DIRECTIONS.

This pesticide should be used strictly in accordance with the drift and run-off precautions on this label in order to minimize off-site exposure.

Under some conditions this product may have a potential to run-off to surface water or adjacent land. Where possible, use methods which reduce soil erosion, such as no till, limited till and contour plowing; these methods also reduce pesticide run-off. Where feasible, use application techniques such as T-banding and in-furrow techniques which incorporate the pesticide into the soil. Use of vegetation filter strips along rivers, creeks, streams, wetlands, etc. or on the downhill side of fields where run-off could occur will minimize water run-off is recommended.

Do not apply this product in a way that will contact workers or other persons, either directly or through drift. Only protected handlers may be in the area during application. For any requirements specific to your State or Tribe, consult the agency responsible for pesticide regulation.

AGRICULTURAL USE REQUIREMENTS

Use this product only in accordance with its labeling and with the Worker Protection Standard, 40 CFR Part 170. This Standard contains requirements for the protection of agricultural workers on farms, forests, nurseries, and greenhouses, and handlers of agricultural pesticides. It contains requirements for training, decontamination, notification, and emergency assistance. It also contains specific instructions and exceptions pertaining to the statements on this label about Personal Protective Equipment (PPE) and restricted-entry interval. The requirements in this box only apply to uses of this product that are covered by the Worker Protection Standard.

Do not enter or allow worker entry into treated areas during the restricted-entry interval (REI) of 48 hours.

PPE required for early entry to treated areas that is permitted under the Worker Protection Standard and that involves contact with anything that has been treated, such as plants, soil, or water, is: Coveralls, chemical-resistant gloves made of any waterproof material, shoes plus socks and protective eyewear.

NON-AGRICULTURAL USE REQUIREMENTS

The requirements in this box apply to uses of this product that are NOT within the scope of the Worker Protection Standard for agricultural pesticides (40 CFR Part 170). The WPS applies when this product is used to produce agricultural plants on farms, forests, nurseries, or greenhouses.

Do not enter or allow people (or pets) to enter the treated area until sprays have dried.

This product is a broad-spectrum herbicide for control of actively growing annual and perennial broadleaf weeds. It is for use on established Ornamental Turf Lawns (Residential, Industrial and Institutional), Parks, Cemeteries, Athletic Fields, Roadsides, Golf Courses (Fairways, Aprons and Roughs); also for use on Sod Farms. Do not use on Golf Greens or Tees.

This product may be applied to the following established turfgrass species:

Established Cool Season Turfgrasses

Common Name

Bentgrass†
Bluegrass, Kentucky
Fescue, chewing
Fescue, creeping red
Fescue, sheeps
Fescue, tall
Ryegrass, perennial

Scientific Name

Agrostis species
Poa pratensis
Festuca rubravar. commutata
Festuca rubra
Festuca ovina
Festuca arundinaceae
Lolium perenne

Established Warm Season Turfgrasses††

Common Name

Bahiagrass†
Bermudagrass†
Buffalograss
Centipedegrass†
Zoysiagrass†
Zoysiagrass†
Fescue, tall (growing in warm season areas)

Scientific Name

Paspalum notatum
Cynodon dactylon
Buchloe dactyloides
Eremochloa ophiuroides
Zoysia japonica
Zoysia tenuifolia
Festuca arundinaceae

† Do not apply to these turfgrass species unless potential turfgrass injury can be tolerated. Also, when treating these turfgrass species, do not apply more than 3 pints per acre. To minimize grass injury, additional applications should be made at least four weeks apart. Avoid swath overlaps.

†† Do not treat warm season turfgrass with this product when mowing height is less than 1/2 inch.

Note: This product may discolor and/or stunt turf that is not well-established or is stressed or weakened due to unfavorable climatic conditions, temperature extremes, drought, nematodes, or other factors which damage or weaken turf. Apply this product only to healthy, well-established turf that has a well-anchored root system. Do not apply this product to grass species not listed on this label unless potential turf injury can be tolerated.

USE PRECAUTIONS

Do not apply this product directly to, or otherwise permit drift or spray mist to come into contact with cotton, citrus, grapes, tobacco, vegetables, flowers, ornamental plants, shrubs, trees, and other desirable plants. Do not apply to exposed roots of shallow rooted trees and shrubs. Maximum kill of weeds will be obtained from Spring or early Fall applications when weeds are actively growing. Do not apply more than 4 pints per acre per application. Mow newly seeded turf at least twice before treatment with this product.

For optimum results: (1) avoid applying during excessively dry or hot periods unless irrigation is used; (2) turf should not be mowed 1 to 2 days before and following application; (3) reseed no sooner than 3 to 4 weeks after application of this product.

Do not apply when weather conditions favor drift from target area. Clean and rinse spray equipment using soap or detergent and water, and rinse thoroughly before reuse for other spraying. Do not apply this product through any type of irrigation system.

SPRAY DRIFT MANAGEMENT

A variety of factors including weather conditions (e.g., wind directions, wind speed, temperature, relative humidity) and method of application (e.g., ground) can influence pesticide drift. The applicator must evaluate all factors and make appropriate adjustments when applying this product.

Droplet Size

When applying sprays that contain 2,4-D as the sole active ingredient, or when applying sprays that contain 2,4-D mixed with active ingredients that require a coarse or coarser spray, apply only as a coarse or coarser spray (ASAE standard 572) or a volume mean diameter of 385 microns or greater for spinning atomizer nozzles.

When applying sprays that contain 2,4-D mixed with other active ingredients that require a medium or more fine spray, apply only as a medium or coarser spray (ASAE standard 572) or a volume mean diameter of 300 microns or greater for spinning atomizer nozzles.

Wind Speed

Do not apply at wind speeds greater than 15 mph. Only apply this product if the wind direction favors on-target deposition and there are not sensitive areas (including, but not limited to, residential areas, bodies of water, known habitat for nontarget species, nontarget crops) within 250 feet downwind. If applying a medium spray, leave one swath unsprayed at the downwind edge of the treated field.

Temperature Inversions

If applying at wind speeds less than 3 mph, the applicator must determine if: a) conditions of temperature inversion exist, or b) stable atmospheric conditions exist at or below nozzle height. Do not make applications into areas of temperature inversions or stable atmospheric conditions.

Susceptible Plants

Do not apply under circumstances where spray drift may occur to food, forage, or other plantings that might be damaged or crops thereof rendered unfit for sale, use or consumption. Susceptible crops include, but are not limited to, cotton, okra, flowers, grapes (in growing stage), fruit trees (foliage), soybeans (vegetative stage), ornamentals, sunflowers, tomatoes, beans, and other vegetables, or tobacco. Small amounts of spray drift that might not be visible may injure susceptible broadleaf plants.

Other State and Local Requirements

Applicators must follow all state and local pesticide drift requirements regarding application of 2,4-D herbicides. Where states have more stringent regulations, they must be observed.

Equipment

All ground application equipment must be properly maintained and calibrated using appropriate carriers or surrogates. Do not apply with a nozzle height greater than 4 feet above the crop canopy.

WEEDS CONTROLLED

This product is designed to control many broadleaf weeds such as:

Alder	Blessed thistle	Bur ragweed	Common chickweed
Annual yellow sweet clover	Blue lettuce	Burweed	Common mullein
Artichoke	Blue vervain	Buttercup	Common sowthistle
Aster	Box elder	Canada thistle	Corn Chamomile
Austrian fieldcress	Bracted plantain	Carolina geranium	Creeping jenny
Bedstraw	Brassbuttons	Carpetweed	Crimson clover
Beggartick	Bristly oxtongue	Catchweed bedstraw	Croton
Biden	Broadleaf dock	Catsear	Cudweed
Bindweed	Broadleaf plantain	Catnip	Curly dock
Bird vetch	Broomweed	Chickweed	Curly indigo
Bitterweed	Buckhorn	Chicory	Dandelion
Bitter wintercress	Buckhorn plantain	Cinquefoil	Dead nettle
Black-eyed Susan	Bulbous buttercup	Clover	Dock
Black medic	Bull nettle	Cockle	Dogbane
Black mustard	Bull thistle	Cocklebur	Dogfennel
Black-seed plantain	Burdock	Coffebean	Elderberry
	Burning nettle	Coffeeweed	English daisy

(continued)

WEEDS CONTROLLED *(continued)*

Fall dandelion	Marshelder	Redstem filaree	Tumble mustard
False dandelion	Matchweed	Rough cinquefoil	Tumble pigweed
False flax	Mexicanweed	Rough fleabane	Tumbleweed
False sunflower	Milk vetch	Roundleafed marigold	Velvet leaf
Fiddleneck	Milkweed bloodflower	Rush	Venice mallow
Field bindweed	Mugwort	Russian pigweed	Veronica
Field pansy	Morningglory	Russian thistle	Vervain
Flea bane (daisy)	Mousear chickweed	St. Johnswort	Vetch
Flixweed	Musk thistle	Scarlet pimpernel	Virginia buttonweed
Florida betony	Mustard	Scotch thistle	Virginia creeper
Florida pusley	Narrowleaf plantain	Sheep sorrel	Virginia pepperweed
Frenchweed	Narrowleaf vetch	Shepherdspurse	Wavyleaf bullthistle
Galinsoga	Nettle	Slender plantain	Western clematis
Garlic mustard	Nutgrass	Smallflower galinsoga	Western safsify
Goathead	Orange hawkweed	Smartweed	White clover
Goatsbeard	Oxalis	Smooth dock	White mustard
Goldenrod	Oxeye daisy	Smooth pigweed	Wild mustard
Ground ivy	Parsley-piert	Sneezeweed	Wild aster
Gumweed	Parsnip	Southern wild rose	Wild buckwheat
Hairy bittercress	Pearlwort	Sowthistle	Wild carrot
Hairy fleabane	Pennycress	Spanishneedle	Wild four-o'clock
Hawkweed	Pennywort	Spatterdock	Wild garlic
Healall	Peppergrass	Speedwell	Wild geranium
Heartleaf drymary	Pepperweed	Spiny Amaranth	Wild lettuce
Hedge bindweed	Pigweed	Spiny cocklebur	Wild marigold
Hedge mustard	Pineywoods bedstraw	Spotted catsear	Wild onion
Hemp	Plains coreopsis	Spotted knapweed	Wild parsnip
Henbit	Plantain	Spotted spurge	Wild radish
Hoary cress	Poison hemlock	Spurge	Wild rape
Hoary plantain	Poison ivy	Spurweed	Wild strawberry
Hoary vervain	Poison oak	Stinging nettle	Wild sweet potato
Honeysuckle	Pokeweed	Stinkweed	Wild vetch
Hop clover	Poorjoe	Stitchwort	Willow
Horsenettle	Povertyweed	Strawberry clover	Witchweed
Horsetail	Prickly lettuce	Sumac	Woodsorrel
Indiana mallow	Prickly sida	Sunflower	Woolly morningglory
Ironweed	Primrose	Sweet clover	Woolly croton
Jewelweed	Prostrate knotweed	Tall nettle	Woolly plantain
Jimsonweed	Prostrate pigweed	Tall vervain	Wormseed
Kochia	Prostrate spurge	Tansy mustard	Yarrow
Knawel	Prostrate vervain	Tansy ragwort	Yellow Nutsedge*
Knotweed	Puncture vine	Tanweed	Yellow rocket
Lambsquarter	Purslane	Tarweed	Yellowflower pepperweed and other broadleaf weeds.
Lespedez	Ragweed	Thistle	
Locoweed	Red clover	Tick trefoil	
Lupine	Redroot pigweed	Toadflax	
Mallow	Red sorrel	Trailing Crownvetch	

* Provides suppression at 1.5 oz./1,000 square feet.

After applying this product, many broadleaf weeds will begin to show visible signs of leaf curl within a few days. Some hard-to-control broadleaf weeds may require a second broadcast treatment in 3 to 4 weeks. To spot treat, make up solution as listed below.

RECOMMENDED MIXING INSTRUCTIONS

Fill spray tank with water. Start agitation and slowly add the recommended amount of concentrate. Maintain continuous agitation after mixing and during application. If this product is allowed to stand in tank for extended periods of time, some separation may occur. Reagitate before use.

TURF APPLICATION DIRECTIONS

Apply 3 to 4 pints of this product per acre (1.1 to 1.5 fluid ounces per 1,000 square feet) to control above listed broadleaf weeds.

The maximum use rate for most warm season grasses is 3 pints per acre. For exceptions, see listing of warm season grasses listed above.

Make application using equipment that will ensure uniform coverage (see specific application directions below). Foliar sprays should be applied during warm weather when weeds are actively growing. Application under drought conditions may provide less than desirable results. When hard-to-control species are prevalent, when applications are made in late Summer, when weeds are mature, or during drought conditions, use the higher rates.

On closely mowed golf course fairway bentgrass, apply this product at a maximum rate of 2 pints in 20 to 240 gallons of water per acre (0.73 fluid ounce in 0.5 to 5.5 gallons of water per 1,000 square feet). During conditions which promote turf stress use lower rates, 1 to 1-1/2 pints in 20 to 240 gallons of water, per acre (0.36 to 0.55 fluid ounce in 0.5 to 5.5 gallons per 1,000 square feet). Slight turf yellowing will disappear after one week. To minimize grass injury, a second application should not be made for at least 4 weeks. Avoid swath overlaps. Do not use on golf course greens or tees.

Note: Broadleaf weeds germinate at different times of the year. Only emerged weeds present at the time of application will be controlled by this product.

Limitations:

For ornamental turf (such as golf courses, cemeteries, parks, sports fields, turfgrass, lawns and other grass areas), the maximum rate per application is 5.3 pints per acre, limited to 2 applications per year. The maximum seasonal rate is 10.6 pints per acre, excluding spot treatments.

For sod farms, the maximum rate per application is 7 pints per acre, limited to 2 applications per year. Minimum of 21 days between applications.

Standard Volume Broadcast Applications: Apply 3 to 4 pints of this product in enough water to deliver 20 to 200 gallons of total spray mix per acre (0.5 to 5 gallons spray per 1,000 square feet). Higher application volumes may be used when this product is tank mixed with liquid fertilizers.

Low Volume Broadcast Applications: Apply 3 to 4 pints of this product in enough water to deliver from 5 to 40 gallons of total spray mixture per acre. Use low pressures and application equipment capable of delivering a uniform droplet size that can wet the weed leaf surface.

Targeted Zone Applications or Spot Treatment Using Portable Sprayers: Mix 1.1 to 1.5 ounces of this product in enough water to make one gallon of spray and apply at any time broadleaf weeds are actively growing. Target plants should be sprayed to wet but not beyond point of runoff.

WARRANTY DISCLAIMER

The directions for use of this product must be followed carefully. TO THE EXTENT CONSISTENT WITH APPLICABLE LAW, (1) THE GOODS DELIVERED TO YOU ARE FURNISHED "AS IS" BY MANUFACTURER OR SELLER AND (2) MANUFACTURER AND SELLER MAKE NO WARRANTIES, GUARANTEES, OR REPRESENTATIONS OF ANY KIND TO BUYER OR USER, EITHER EXPRESS OR IMPLIED, OR BY USAGE OF TRADE, STATUTORY OR OTHERWISE, WITH REGARD TO THE PRODUCT SOLD, INCLUDING, BUT NOT LIMITED TO MERCHANTABILITY, FITNESS FOR A PARTICULAR PURPOSE, USE, OR ELIGIBILITY OF THE PRODUCT FOR ANY PARTICULAR TRADE USAGE. UNINTENDED CONSEQUENCES, INCLUDING BUT NOT LIMITED TO INEFFECTIVENESS, MAY RESULT BECAUSE OF SUCH FACTORS AS THE PRESENCE OR ABSENCE OF OTHER MATERIALS USED IN COMBINATION WITH THE GOODS, OR THE MANNER OF USE OR APPLICATION, INCLUDING WEATHER, ALL OF WHICH ARE BEYOND THE CONTROL OF MANUFACTURER OR SELLER AND ASSUMED BY BUYER OR USER. THIS WRITING CONTAINS ALL OF THE REPRESENTATIONS AND AGREEMENTS BETWEEN BUYER, MANUFACTURER AND SELLER, AND NO PERSON OR AGENT OF MANUFACTURER OR SELLER HAS ANY AUTHORITY TO MAKE ANY REPRESENTATION OR WARRANTY OR AGREEMENT RELATING IN ANY WAY TO THESE GOODS.

LIMITATION OF LIABILITY

TO THE EXTENT CONSISTENT WITH APPLICABLE LAW, IN NO EVENT SHALL MANUFACTURER OR SELLER BE LIABLE FOR SPECIAL, INCIDENTAL, OR CONSEQUENTIAL DAMAGES, OR FOR DAMAGES IN THEIR NATURE OF PENALTIES RELATING TO THE GOODS SOLD, INCLUDING USE, APPLICATION, HANDLING, AND DISPOSAL. TO THE EXTENT CONSISTENT WITH APPLICABLE LAW, MANUFACTURER OR SELLER SHALL NOT BE LIABLE TO BUYER OR USER BY WAY OF INDEMNIFICATION TO BUYER OR TO CUSTOMERS OF BUYER, IF ANY, OR FOR ANY DAMAGES OR SUMS OF MONEY, CLAIMS OR DEMANDS WHATSOEVER, RESULTING FROM OR BY REASON OF, OR ARISING OUT OF THE MISUSE, OR FAILURE TO FOLLOW LABEL WARNINGS OR INSTRUCTIONS FOR USE, OF THE GOODS SOLD BY MANUFACTURER OR SELLER TO BUYER. ALL SUCH RISKS SHALL BE ASSUMED BY THE BUYER, USER, OR ITS CUSTOMERS. TO THE EXTENT CONSISTENT WITH APPLICABLE LAW, BUYER'S OR USER'S EXCLUSIVE REMEDY, AND MANUFACTURER'S OR SELLER'S TOTAL LIABILITY SHALL BE FOR DAMAGES NOT EXCEEDING THE COST OF THE PRODUCT.

If you do not agree with or do not accept any of directions for use, the warranty disclaimers, or limitations on liability, do not use the product, and return it unopened to the Seller, and the purchase price will be refunded.

LESCO is a registered trademark and the sweeping design is a trademark of LESCO Technologies, LLC. Momentum is a registered trademark and used by LESCO, Inc. with permission of the trademark owner.

(RV030810)
Rev070110-JO

LESCO[®]

MOMENTUM[®] FX²

HERBICIDE

FOR THE CONTROL OF ANNUAL AND PERENNIAL BROADLEAF WEEDS IN ORNAMENTAL TURF.
CONTAINS 2,4-D, TRICLOPYR, AND FLUROXYPYR.

ACTIVE INGREDIENTS:

Triisopropanolamine Salt of 2,4-Dichlorophenoxyacetic Acid*	44.20%
Triethylamine Salt of 3,5,6-Trichloro-2-Pyridinyloxyacetic Acid**	3.86%
1-Methylheptyl Ester of Fluroxypyr:[(4-amino-3-5-dichloro-6-fluoro-2-pyridinyl)oxy]acetic Acid, 1-methylheptyl Ester ***	4.20%

OTHER INGREDIENTS: 47.74%

TOTAL 100.00%

By Isomer Specific AOAC Method, Equivalent to:

*2,4-Dichlorophenoxyacetic Acid	23.70%, 2.254 lbs./gal.
**3,5,6-Trichloro-2-Pyridinyloxyacetic Acid	2.77%, 0.263 lbs./gal.
***[(4-amino-3-5-dichloro-6-fluoro-2-pyridinyl)oxy]acetic Acid	2.92%, 0.278 lbs./gal.

INTENDED FOR USE BY TURF MAINTENANCE PERSONNEL, LANDSCAPING OR COMMERCIAL APPLICATORS ONLY. DO NOT SELL, DISTRIBUTE OR USE THE PRODUCT IN NASSAU AND SUFFOLK COUNTY IN NEW YORK.

KEEP OUT OF REACH OF CHILDREN

DANGER / PELIGRO

Si usted no entiende la etiqueta, busque a alguien para que se la explique a usted en detalle.
(If you do not understand this label, find someone to explain it to you in detail.)

SEE INSIDE BOOKLET FOR ADDITIONAL PRECAUTIONARY STATEMENTS

For Chemical Spill, Leak, Fire, or Exposure, Call CHEMTREC (800) 424-9300
For Medical Emergencies Only, Call (877) 325-1840

FIRST AID

IF IN EYES	<ul style="list-style-type: none"> Hold eye open and rinse slowly and gently with water for 15 to 20 minutes. Remove contact lenses, if present, after the first 5 minutes, then continue rinsing eye. Call a poison control center or doctor for treatment advice.
IF SWALLOWED	<ul style="list-style-type: none"> Call poison control center or doctor immediately for treatment advice. Have person sip a glass of water if able to swallow. Do not induce vomiting unless told to do so by the poison control center or doctor. Do not give anything by mouth to an unconscious person.

HOT LINE NUMBER

Have the product container or label with you when calling a poison control center or doctor, or going for treatment.
You may also contact 1-877-325-1840 for emergency medical treatment information.

NOTE TO PHYSICIAN

Probable mucosal damage may contraindicate the use of gastric lavage.

EPA REG. NO. 228-447-10404

EPA EST. NO. 228-IL-1

Distributed by: LESCO, Inc. • 1385 East 36th Street • Cleveland, Ohio 44114-4114



#10155030

NET CONTENTS:
30 Gals.
(113.5 L)

Nonrefillable Container

14360000[1]

PRECAUTIONARY STATEMENTS

HAZARDS TO HUMANS AND DOMESTIC ANIMALS

DANGER / PELIGRO

Corrosive. Causes irreversible eye damage. Harmful if swallowed. Do not get in eyes or on clothing.

PERSONAL PROTECTIVE EQUIPMENT (PPE):

Some materials that are chemical-resistant to this product are made of waterproof material. If you want more options, follow the instructions for category A on an EPA chemical-resistance category selection chart.

All mixers, loaders, applicators and other handlers must wear:

- long-sleeved shirt and long pants
- shoes and socks, plus
- chemical-resistant gloves, when applying with any handheld nozzle or equipment, mixing or loading, cleaning up spills or equipment, or otherwise exposed to the concentrate
- chemical-resistant apron when mixing or loading, cleaning up spills or equipment, or otherwise exposed to the concentrate
- protective eyewear

See engineering controls for additional requirements.

Follow manufacturer's instructions for cleaning/maintaining PPE. If no such instructions for washables exist, use detergent and hot water. Keep and wash PPE separately from other laundry.

Engineering Control Statement:

When handlers use closed systems or enclosed cabs in a manner that meets the requirements listed in the Worker Protection Standard (WPS) for agricultural pesticides [40 CFR 170.240(d)(4-6)], the handler PPE may be reduced or modified as specified in the WPS.

USER SAFETY RECOMMENDATIONS

Users should:

- Wash hands before eating, drinking, chewing gum, using tobacco or using the toilet.
- Remove clothing/PPE immediately if pesticide gets inside. Then wash thoroughly and put on clean clothing. If pesticide gets on skin, wash immediately with soap and water.
- Remove PPE immediately after handling this product. Wash the outside of gloves before removing. As soon as possible, wash thoroughly and change into clean clothing.

ENVIRONMENTAL HAZARDS

This product may be toxic to fish and aquatic invertebrates. Do not apply directly to water, or to areas where surface water is present or to intertidal areas below the mean high water mark. Drift or runoff may be hazardous to aquatic organisms in water adjacent to treated areas. Do not contaminate water when disposing of equipment wash waters or rinsate.

This chemical has properties and characteristics associated with chemicals detected in groundwater. The use of this product in areas where soils are permeable, particularly where the water table is shallow, may result in groundwater contamination. Application around a cistern or well may result in contamination of drinking water or groundwater.

STORAGE AND DISPOSAL

Do not contaminate water, food or feed by storage or disposal.

PESTICIDE STORAGE: Always store pesticides in a secured warehouse or storage building. Do not store near open containers of herbicides and other pesticides, fertilizer and seed. Store at temperatures above 25°F. Protect product from freezing. If allowed to freeze, remix well before using. This does not alter this product. Containers should be opened in well-ventilated areas. Keep container tightly sealed when not in use. Do not stack cardboard cases more than two pallets high. Do not store near open containers of fertilizer, seed or other pesticides.

PRODUCT DISPOSAL: Pesticide wastes are acutely hazardous. If container is damaged or if pesticide has leaked, contain all spillage. Absorb and clean up all spilled material with granules or sand. Place in a closed, labeled container for proper disposal. Improper disposal of excess pesticide, spray mixtures, or rinsate is a violation of Federal law and may contaminate groundwater. If these wastes cannot be disposed of by use according to label instructions, contact your State Pesticide or Environmental Control Agency, or the Hazardous Waste representative at the nearest EPA Regional Office for guidance.

CONTAINER DISPOSAL: Use label language appropriate for container size and type.

Nonrefillable Containers 5 Gallons or Less: Nonrefillable container. Do not reuse or refill this container. Offer for recycling if available. Triple rinse container (or equivalent) promptly after emptying. **Triple rinse as follows:** Empty the remaining contents into application equipment or a mix tank and drain for 10 seconds after the flow begins to drip. Fill the container 1/4 full with water and recap. Shake for 10 seconds. Pour rinsate into application equipment or a mix tank or store rinsate for later use or disposal. Drain for 10 seconds after the flow begins to drip. Repeat this procedure two more times. Then offer for recycling or reconditioning, or puncture and dispose of in a sanitary landfill, or by other procedures approved by State and local authorities. Plastic containers are also disposable by incineration, or, if allowed by State and local authorities, by burning. If burned stay out of smoke.

Nonrefillable containers larger than 5 gallons: Nonrefillable container. Do not reuse or refill this container. Offer for recycling if available. If recycling or reconditioning not available, puncture and dispose of in a sanitary landfill, or by other procedures approved by State and local authorities. Plastic containers are also disposable by incineration, or, if allowed by State and local authorities, by burning. If burned stay out of smoke. Triple rinse or pressure rinse container (or equivalent) promptly after emptying. **Triple rinse as follows:** Empty the remaining contents into application equipment or a mix tank. Fill the container 1/4 full with water. Replace and tighten closures. Tip container on its side and roll it back and forth, ensuring at least one complete revolution, for 30 seconds. Stand the container on its end and tip it back and forth several times. Turn the container over onto its other end and tip it back and forth several times. Empty the rinsate into application equipment or a mix tank or store rinsate for later use or disposal. Repeat this procedure two more times. **Pressure rinse as follows:** Empty the remaining contents into application equipment or a mix tank and continue to drain for 10 seconds after the flow begins to drip. Hold container upside down over application equipment or mix tank or collect rinsate for later use or disposal. Insert pressure rinsing nozzle in the side of the container, and rinse at about 40 psi for at least 30 seconds. Drain for 10 seconds after the flow begins to drip.

Refillable containers larger than 5 gallons: Refillable container. Refill this container with pesticide only. Do not reuse this container for any other purpose. Cleaning the container before final disposal is the responsibility of the person disposing of the container. Cleaning before refilling is the responsibility of the refiller. To clean the container before final disposal, empty the remaining contents from this container into application equipment or a mix tank. Fill the container about 10% full with water. Agitate vigorously or recirculate water with the pump for two minutes. Pour or pump rinsate into application equipment or rinsate collection system. Repeat this rinsing procedure two more times.

PULL HERE TO OPEN
PRESS TO RESEAL

RV030810

F1560

THIS PROOF IS TO BE CHECKED FOR ACCURACY

review and approve **Text, Spelling, Copy, Font, Size, Shape, Colors** and **Dieline**.

Authorized signature accepts responsibility for accuracy of all copy, color break and artwork. Cimarron Label is not liable for any discrepancies not currently identified.




NOTE: Due to color variance between monitors, the colors represented by this proof cannot be deemed accurate. Please refer to a color matching system such as the Pantone Matching System for a truer representation of spot colors.

PROOF IS NOT ACCURATE FOR COLOR-MATCH.

does not print.

Cimarron Label

Experts in Extended Text Labeling

February 17, 2015	104361	NUFARM
LABEL SIZE	LEAFLET FOLDED SIZE	LEAFLET FLAT SIZE
8.5" X 11.5"	8.5" X 5.125"	8.5" X 15.187"
LABEL COLORS	LEAFLET "OUT" COLORS	LEAFLET "IN" COLORS
 BLACK REFLEX BLUE	 BLACK	 BLACK
PATTERN VARNISH: <input checked="" type="checkbox"/> YES <input type="checkbox"/> NO		

Form: CS 006L - 11/8/2011

ARTWORK IS APPROVED

REVISED PROOF NEEDED

WE CANNOT PROCESS